

Our ref: 601867
Your ref: A1 Crosshall Bridge Joint Replacement

Highways England
Second Floor
Woodlands
Manton Lane
Bedford MK41 7LW

4 September 2019

Dear Sir or Madam

A1 Crosshall Bridge Works - B645 Kimbolton Road / B1048 Crosshall Road

Highways England is undertaking necessary improvement works on the **B645 Kimbolton Road / B1048 Crosshall Road bridge** above the A1. Works will include the replacement of joints, kerbs, road markings, studs and improvements to the road surfacing.

These road improvements are necessary to maintain the strategic road network along the A1. These safety improvements will add benefits such as a better road surface and an improved journey for road users.

The work is planned to start on **Monday 9 September** for approximately **2 weeks** and will require two way traffic lights as well as a 24 hour closure of B645 Kimbolton Road / B1048 Crosshall Road at Crosshall bridge, followed by overnight closures of the A1 northbound entry and southbound exit slips between **8pm** and **6am** on **weekdays only**.

Traffic Restrictions

In order to minimise the impact on local communities and road users, we will only divert traffic onto local roads when absolutely necessary. We have consulted closely with the local authority to agree the most appropriate diversion route which is highlighted on the enclosed map. Access for emergency vehicles will be allowed at all times.

The following road closures will be in place.

- **Closure** of the B645 Kimbolton Road / B1048 Crosshall Road at Crosshall bridge from **Tuesday 10 September 6am** to **Friday 13 September 6am (Diagram A)**
- **Closure** of the A1 northbound entry slip on **Friday 13 September** between **8pm** and **6am (Diagram B)**
- **Closure** of the A1 southbound exit slip from **Monday 16 September** to **Thursday 19 September** between **8pm** and **6am (Diagram C)**

Pedestrian and cycle access across the Crosshall bridge will be available for the duration of the works.

Due to the nature of the work being carried out, some noise and light disturbance is unavoidable. We will however attempt to keep this to a minimum. The works will be intermittent, there will be times when there are no visible works taking place. This is due to us having to wait for surface cooling before further work can take place.

Please note that these works are subject to weather conditions and dates may change. Notices onsite will provide the most up to date information. Should there be a requirement to significantly re-programme the work, a further notification will be issued.

If you have any queries about our work, or want to know more, please contact us on 0300 123 5000 or via email at info@highwaysengland.co.uk

Alternatively you can contact GRAHAM Construction who will be carrying out the works directly via email at HEworks@graham.co.uk

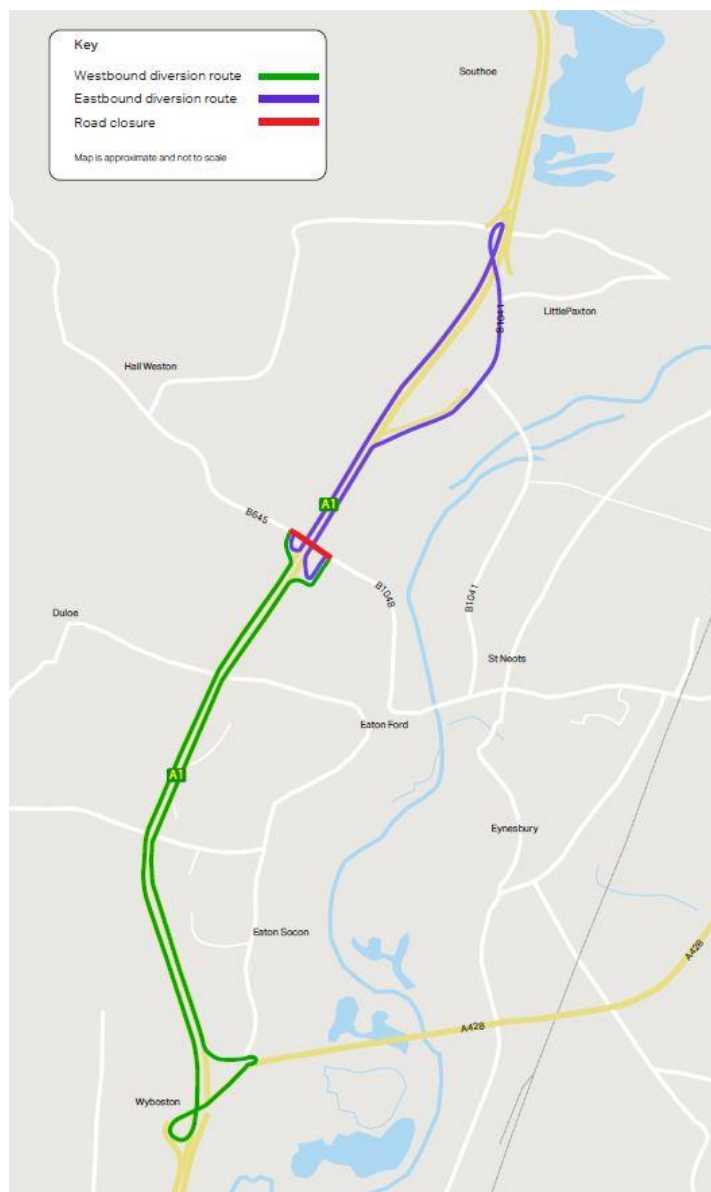
Yours sincerely



Steve Cox



Diagram A – Crosshall Bridge Closure Diversion Routes



Diversion Route Information

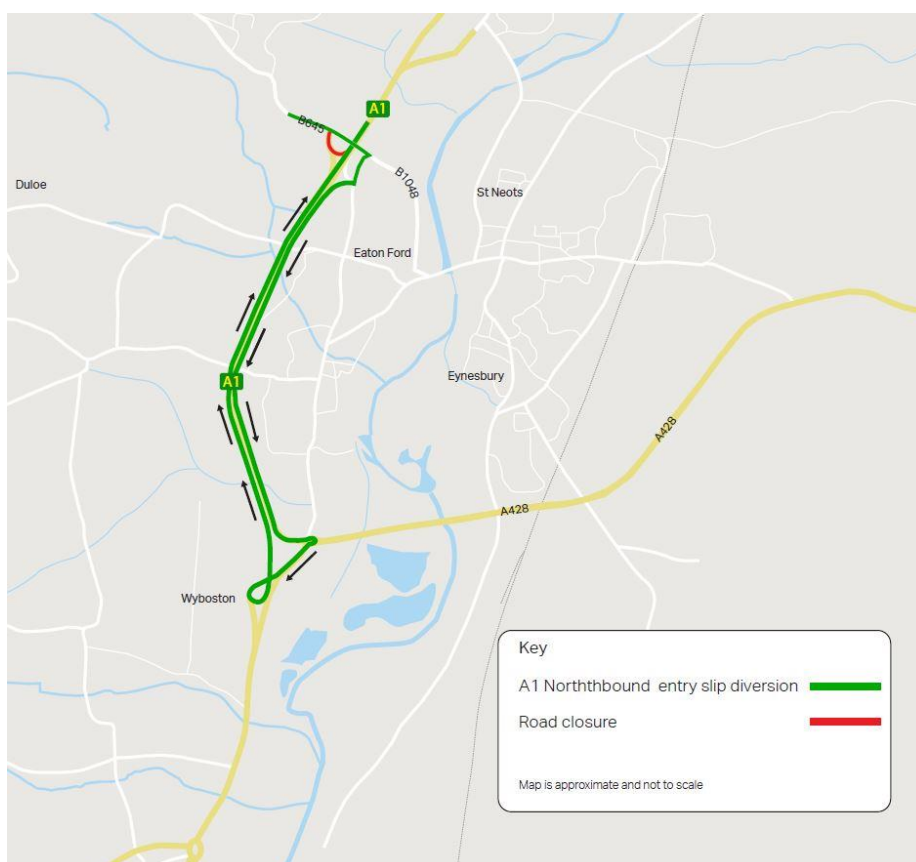
Drivers Heading East

- Take the slip road to join the A1 northbound
- Exit the A1 onto B1047 Great North Road towards St Neots
- Continue on Great North Road to re-join the A1 in the southbound direction
- Take the next exit from the A1 then turn left at the roundabout onto B1048 / Great North Road
- Turn right at the roundabout to join B1048 / Crosshall Road

Drivers Heading West

- Turn left at the roundabout from Crosshall Road onto Great North Road
- Turn right at the roundabout to join the A1 southbound
- Exit the A1 towards Cambridge A428
- At Wyboston roundabout, take the third exit and enter the right-hand lane to re-join the A1 in the northbound direction
- Exit the A1 towards Kimbolton B645
- Turn left to join B645 / Kimbolton Road

Diagram B – A1 Northbound Entry Slip Closure Diversion Route



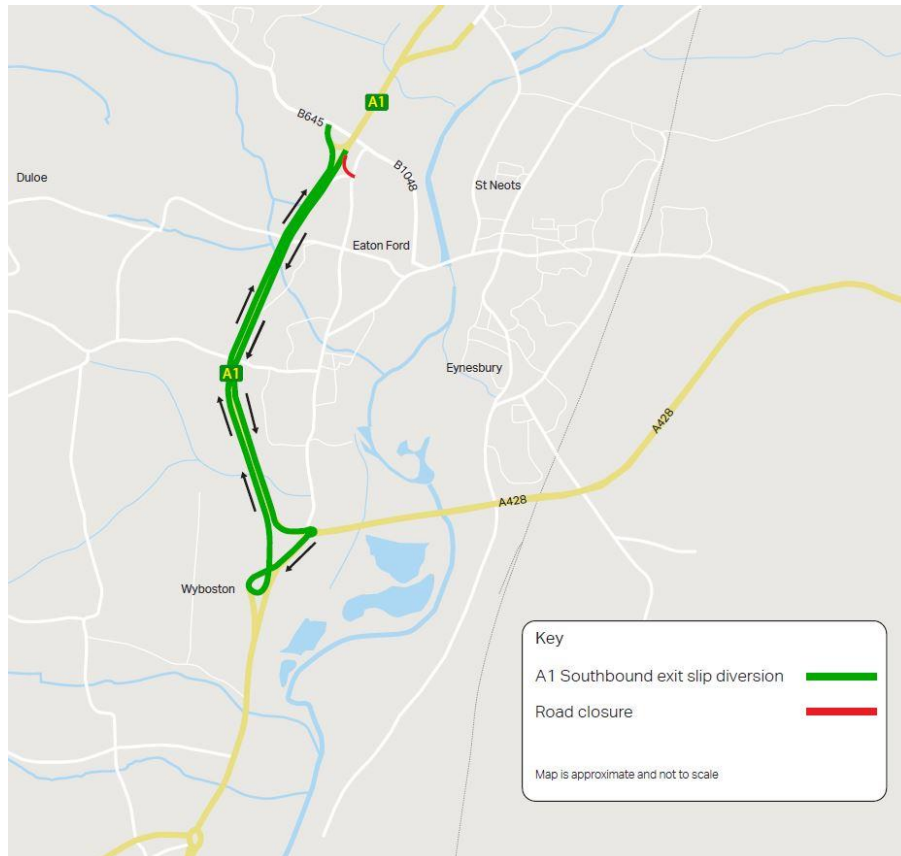
Diversion Route Information

Drivers Entering A1 Northbound

- Continue eastbound over Crosshall bridge and on to Crosshall Road
- Turn right at the next roundabout from Crosshall Road onto Great North Road
- Turn right at the next roundabout to join the A1 southbound

- Exit the A1 towards Cambridge A428
- At Wyboston roundabout, take the third exit and enter the right-hand lane to join the A1 in the northbound direction

Diagram C – A1 Southbound Exit Slip Closure Diversion Route



Diversion Route Information

Drivers Exiting A1 Southbound

- Continue along the A1 southbound
- Exit the A1 towards Cambridge A428
- At Wyboston roundabout, take the third exit and enter the right-hand lane to join the A1 in the northbound direction
- Exit the A1 towards Kimbolton B645